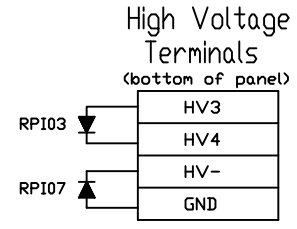
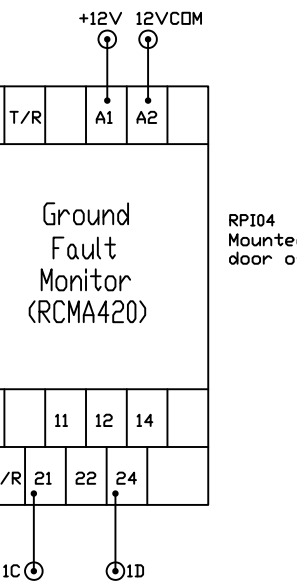
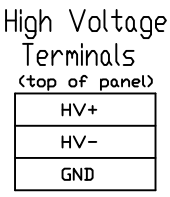


WIRES	COLOR/SIZE
HV+,HV1,HV2,HV3,HV4	RED #14 AWG
HV-	BLK #14 AWG
+12V, 12VB, 12VF, 1C, 1D, 1E, 1DT, 1H	YEL #14 AWG
+5V	ORG #14 AWG
12VCOM	BLK #14 AWG
5VCOM	GRY #20 AWG
GND	GRN #14 AWG
(UNLESS OTHERWISE NOTED)	



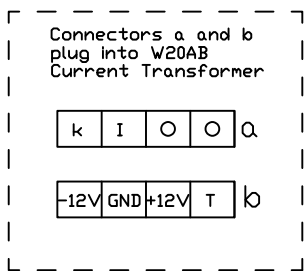
LAFAYETTE		Lafayette College Easton, Pa ECE Department	
TITLE RPI Wiring Diagram			
SIZE A	DWG NO A1	ASSIGNMENT SENIOR DESIGN II	REV 5
DRAWN BY STEVE LOCKETT		COURSE ECE492	SHEET 1 of 2
5 - 9 - 2009			

⊙ - Terminal in RPI Enclosure

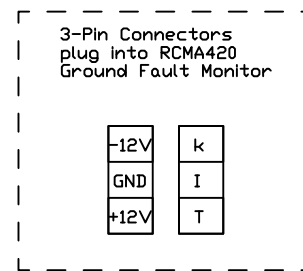
2

1

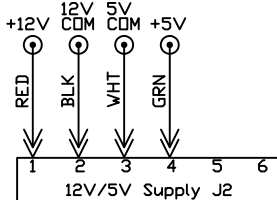
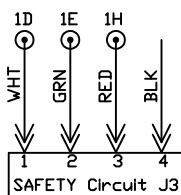
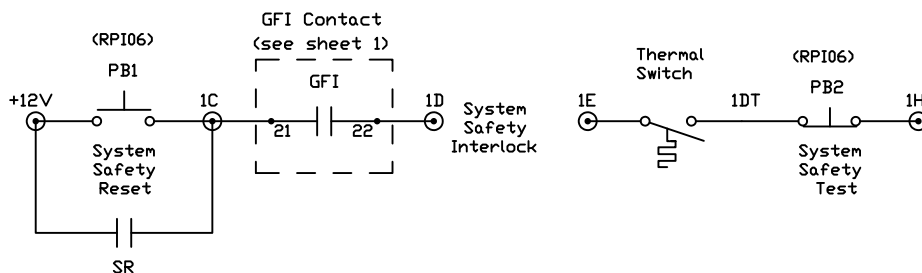
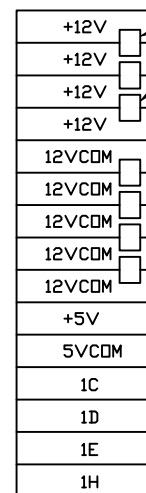
*Cable between W20AB and RCMA420



PINOUT			
PIN	COLOR	PIN	DESCRIPTION
k	YELLOW	k	6 Conductor CABLE 1 M length
I	GREEN	I	
T	ORANGE	T	
-12V	BLACK	-12V	
GND	BROWN	GND	
+12V	RED	+12V	



Low Voltage Terminals



⊙ - Terminal in RPI Enclosure

LAFAYETTE

Lafayette College
Easton, Pa
ECE Department

TITLE RPI Wiring Diagram			
SIZE A	DWG NO A1	ASSIGNMENT SENIOR DESIGN II	REV 5
DRAWN BY STEVE LOCKETT		COURSE ECE492	SHEET 2 of 2
			5 - 9 - 2009

2

1